


Newberries Primary School

Handwriting Policy

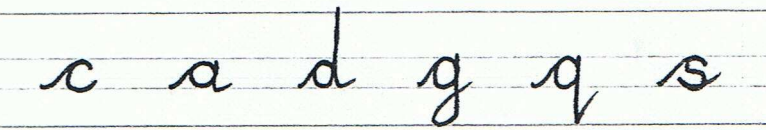
Letter Formation

Letters are introduced individually in the following groups:


Straight Letters




2 o'clocks




Tunnel Letters



Top Joiners



Square Letters



Odd Letters



This is the recommended order of introduction, but is open to individual interpretation. For example 'e' can be taught earlier to give a wider variety of words for practice.

Letters are introduced using the following sequence:

Look: at the teacher who demonstrates the correct letter formation.

Trace: over the examples, repeating the sound/name.

Copy: underneath the examples, repeating the sound/name.

Write: from memory.

Letters are practised using the following sequence:

Trace: over examples.

Write: underneath examples.

Copy: complete a row of examples.

Write: from memory