


Newberries Primary School

Play Together
Learn Together
Achieve Together
Grow Together

Meet the Teacher 2018

www.newberries.herts.sch.uk



Welcome Back...

some reminders!

- Introductions
- Registration closes at 9.00am
- Routines – PE / Art / Equipment
- Trips - Residential
- PPA – Thursday (pm)
- Open Door Policy - Seeing the teacher
- Parent Governors
- Handout

Life in Year 4


2

- Building Pupil Independence
- Yearly Overview
- Curriculum Leaflet – Autumn
- Key Learning
 - Maths Facts – Times Tables
 - Phonics / SPAG
 - Spellings – Prefixes and Suffixes
 - Handwriting – Moving up to Berol Pen

Curriculum Changes

Two-year rolling programme

From September 2018 we are beginning a two-year rolling programme within our topic coverage. Years 3 and 4 will be teaching the same topic each half term. We believe that this will allow us to develop a whole school curriculum that meets the specific needs and interests of our children, at the same time allowing our teachers to work more collaboratively. Each topic will adopt the cross-curricular approach to help develop pupils' depth and breadth of the subject and offer more mastery opportunities.




Mindfulness

What it looks like in Newberries

Mindfulness is all about teaching children how to observe their thoughts and feelings and achieve more control over them. Every afternoon, straight after lunch, teachers will instruct their class to spend a short amount of time sitting quietly. They could be asked to observe their breathing, listen to music or colour in a picture which will help them to prepare for their afternoon lessons.

- <https://youtu.be/hh58j2Yw6dg>



Home Learning



In response to parent and pupil survey, our Home Learning has been adapted to provide:

- More ownership and choice for pupils.
- A more structured approach to home learning which compliments and reinforces work in class.
- Greater flexibility for families around out of school activities.
- Further links with ICT (ongoing).

Newberries Home Learning Grid Autumn term first half -Key Stage Two



Key Skills-These share our expectations of what you should be doing at home to develop the basic skills.

Daily Reading -You should read for at least 15 minutes every day and ask your parent/carer to sign your reading record.	Spelling -You will be given a list of spellings to practise each week, ready for a test on Friday.	Times tables - Should be practised regularly at home. Year 3 focus on 2, 5, 10, 3, 4, 6, 8. Also number facts. Children should know all their times tables by the end of Year 4 and continue to practise these right the way through to Year 6.
--------------------------------------------------------------------------------------------------------------------------------	-----------------------------------------------------------------------------------------------------------	--------------------------------------------------------------------------------------------------------------------------------------------------------------------------------------------------------------------------------------------------------

Year 4 Home Learning Grid: Due in on a Wednesday (homework books will go out on a Friday)

Choose **TWO** home learning activities each week. You can choose which one to do and in which order you do them. Parents/carers please sign and date when your child has completed each task. **Please note we are looking for quality in each piece of work. Pupils will be expected to re-do any homework that isn't completed to the required standard.** Either complete the work in your homework book or take a photo and stick it in your book. For when you have a busy weekend we have included a Family Week.

Maths Activities	English Activities	General Activities
Make a game that helps you learn and recall your times tables. It could be a board game or card game.	Write down three examples of nouns, verbs and adjectives from your reading book and include their meanings. Find ones that you would want to use in your writing.	Find out how to say these words in Greek: hello, goodbye, please, thank you. Record your findings in a table showing the Greek and English words.
I am a 4 digit number. The first digit is three times larger than the fourth digit. The second digit is even. The third digit is twice as large as the second digit. If I add the third digit and the fourth digit I get 9. What is the number?	Create a hero and a villain character for a Greek myth. Draw them and describe them both in detail. Think about how your hero and villain will be different.	Name the different sports that were played in the Olympics in Ancient Greece and include some information to describe each sport.
Create a place value grid with columns for 1s, 10s, 100s and 1000s. Make sure you leave a good amount of space between each column - the grid should use half an A4 page. You may hand draw it with a ruler or complete it online.	Invent your own Greek god. Draw them and then write a description of their powers, appearance and what they were in charge of.	Find three examples of solids, liquids and gases from your home. Draw and shade a labelled diagram for each one.
Record the time you: Get up, go to school, have lunch, go home, have dinner and go to bed. Write each time in digital and analogue clock, <u>then</u> calculate how many hours and minutes there are between each of these events.	Research the Ancient Greek creation myth (with Mother Gaia and Oranos.) Then write the opening to your own myth which outlines how you think the world was created.	Draw and shade in a portrait of someone in your family using the cubist style of Pablo Picasso. You may also include a pet in the same style!
Year 4 have just won a competition and received 200 chocolates. If all the children in the class have to receive the same amount of chocolates, how many chocolates will each child receive? If all the chocolates left over are given to Mr <u>Costi</u> , how many chocolates will he receive?	Research riddles, find three different riddles that you particularly like and copy them down. Then come up with three of your own riddles and write them out.	Draw a map of Ancient Greece. Label the seas surrounding Greece and include the cities of Sparta and Athens.
Create two of your own word problems. One of them must involve multiplying a four digit number by a one digit number. They can be word problems with one, two or three steps. Challenge: Solve these problems using a written method.	Research a poet and write a short summary of their life. Then write up your five favourite poems by this poet to create a small poetry anthology.	<u>Family Week</u> For example: <ul style="list-style-type: none"> A busy family weekend, a walk in the woods, we went to a museum. Or another activity you choose to do together one weekend


How you can help!

Helping your child

- Ensure they are prepared for school each day and arrive on time
- Keep us informed
- Support with Home Learning by guiding your child and signing their homework logs.
- Come in and see us if you want to know more.
- Come in and see us promptly if you have a question or concern

Helping the school

- Read Newsberries and respond to correspondence promptly
- Keep your contact details updated
- Volunteer in school
- Support the work of the PTA
- Consider standing as a Parent Governor



General Questions



Newberries Primary School



Useful Information and General Reminders

Communication

Good communication is important to us. Please help us by... reading Newsberries each week; responding promptly to requests; checking our website when we alert you to new content; signing up for School Gateway and keeping us up to date with your contact information.

Drop Of and Pick-up

The doors open at 8.50am. Infant children should be accompanied to the classroom door. Junior pupils may wait on the playground until the whistle is blown at 8.50am. Children should not arrive before 8.40am. Please make sure you collect KS1 pupils from their classrooms at the end of the day and that you have a clear plan in place if meeting a KS2 child.

Coming to School

Please make sure you follow the Newberries one-way system to help in times of heavy traffic. Considerate parking keeps our children safe.

School Office

The School office is open for visits between 8.50am -9.30am and 2.45pm-3.45pm . We are available at all times during the school day, by phone, for urgent request. Letters and money can be sent to school via your child or dropped into the box outside the office door. Payments can be paid using School Gateway.

Anti-Bullying Policy

We have a strong culture of anti-bullying within the school supported by ongoing work through PSHE lessons. If you are concerned that your child is developing a relationship which is concerning you please contact us at the earliest opportunity.

Absences

Please inform the school office on the first day of any absence and follow this with a letter or email on their return. Absences for reasons other than religious observance, illness and appointments are strongly discouraged. Please contact the office if you have any queries.

Want to be more involved? Support the PTA, consider volunteering to help in school or as a Parent Governor. More details to follow!