


Newberries Primary School

Play Together
Learn Together
Achieve Together
Grow Together

Meet the Teacher 2018

www.newberries.herts.sch.uk



Welcome Back...

some reminders!

- Introductions
- Registration closes at 9.00am
- Routines – PE / Art / Equipment
- Trips
 - Lincolnsfield Centre (14th November)
 - IOW (July)
- PPA – Monday (pm)
- Leadership – Wednesday (pm)
- Open Door Policy - Seeing the teacher
- Parent Governors: Mrs Panto, Mrs Ginsberg, Mr Caplan
- Website – class pages
- Handout

www.newberries.herts.sch.uk


Life in Year 6

- Pupil Independence
- Yearly Overview
- Curriculum Leaflet – Autumn
- SATs – 13th May
- Sex Education in the Summer Term
- Preparation for Secondary School
- Mobile phones
- Key Learning
 - Maths Facts – Number Bonds, Sequences
 - SPAG
 - Spellings Handwriting

Curriculum Changes

Two-year rolling programme

From September 2018 we are beginning a two-year rolling programme within our topic coverage. Years 5 and 6 will be teaching the same topic each half term. We believe that this will allow us to develop a whole school curriculum that meets the specific needs and interests of our children, at the same time allowing our teachers to work more collaboratively. Each topic will adopt the cross-curricular approach to help develop pupils' depth and breadth of the subject and offer more mastery opportunities.





Mindfulness

What it looks like in Newberries

Mindfulness is all about teaching children how to observe their thoughts and feelings and achieve more control over them. Every afternoon, straight after lunch, teachers will instruct their class to spend a short amount of time sitting quietly. They could be asked to observe their breathing, listen to music or colour in a picture which will help them to prepare for their afternoon lessons.

- <https://youtu.be/hh58j2Yw6dg>



Home Learning



Throughout Year 6

- Reading
- Spelling
(www.spellingframe.com)

- Autumn Term
 - Home Learning grid
- Spring Term
 - SATs Papers
- Summer Term
 - Combination

Newberries Home Learning Grid Autumn term first half -Key Stage Two



Key Skills-These share our expectations of what you should be doing at home to develop the basic skills.

Daily Reading -You should read for at least 15 minutes every day and ask your parent/carer to sign your reading record.	Spelling -You will be given a list of spellings to practise each week, ready for a test on Friday	Times tables - Should be practised regularly at home. Children should know all their times tables and division facts by the end of Year 4 and continue to practise these right the way through to Year 6.
--	--	--








Year 6 Home Learning Grid: Due in on a Wednesday (home work books will go out on a Friday)

Choose **TWO** home learning activities each week. You can choose which one to do and in which order you do them. Parents/carers please sign and date when your child has completed each task. Please note we are looking for quality in each piece of work. Pupils will be expected to re-do any homework that isn't completed to the required standard. Either complete the work in your homework book or take a photo and stick it in your book. For when you have a busy weekend we have included a Family Week.

Maths Activities	English Activities	General Activities
Spot the mistake! Tony rounded 126678 to the nearest ten thousand and wrote 200678. Can you explain to Tony what mistake he has made and why he has done it?	Write a fictional diary entry as a child during World War 2. Use emotive and descriptive language to describe the setting and your feelings.	History / DT Make your own artefact from World War 2 – this could be a rationing book, an evacuation case, a gas helmet, a soldier's helmet or a medal.
Make a game to test your multiplication and division facts such as a board game, card game or even using a computer programming app such as Scratch.	Imagine you were being evacuated. What would be in your <u>suitcase</u> . Write a description of each item and explain why you would take them with you.	HISTORY / ART Research an aircraft, ship or tank used during WW2. You can either make a <u>factfile</u> or make a model, drawing or collage with a description
This mystery number has 4 digits. Every digit is an odd number. None of the digits are 9. Every digit in the number is different. The smallest digit is in the thousands place. The greatest digit is in the ones place. The preceding describes two possible numbers. What is the greatest mystery number? Challenge yourself: Make a similar description that can be displayed in our challenge corner.	Create a <u>factfile</u> on the world leaders during WW2. This could be produced on the computer or on paper. Include images of each world leader as well as background information.	SCIENCE / ART Design a poster to teach younger children how to stay safe around electricity.
Look at where negative numbers occur in everyday life and work out the difference between them (you could watch the weather and compare different temperatures).	Write a newspaper article for something that is happening in the world at the moment. Use Newsround website below to give you some ideas. http://www.bbc.co.uk/newsround Include the key features: 5Ws, past tense, headline, subheadings and a caption.	ART/PSHE Create an artwork using only three colours about your first impressions of year 6.
Maths Puzzle: Ten red socks and ten blue socks are all mixed up in a dresser drawer. The 20 socks are exactly alike except for their colour. The room is in pitch darkness and you want two matching socks. What is the smallest number of socks you must take out of the drawer in order to be certain that you have a pair that match? Explain your answer	SPaG Write a glossary for <u>SPaG</u> terms: relative pronoun, preposition, subordinate clause, parenthesis, determiners, colons Give an example of each one being used accurately.	HISTORY / DT Research a WW2 recipe and make it. Take a photo of this and record whether you enjoyed eating it.
Maths Puzzle: Draw a perfect circle in your homework book. Using only three straight lines can you divide the circle into seven sections?	SPAG Look through a book you are currently reading and make a list of 5 nouns, 5 adjectives, 5 verbs, 5 conjunctions. Write each under the appropriate heading. Challenge: Can you find an example of passive voice.	<div style="text-align: center;">Family Week</div> For example: <ul style="list-style-type: none"> A busy family weekend, a walk in the woods, we went to a museum. Or another activity you choose to do together one weekend

Our Behaviour Policy

Quick Guide to Newberries Behaviour for Learning Policy

Stage	Good behaviour				Undesirable behaviour		
	Pot Of Gold	Rainbow	Marble Jar	Sunshine	Cloud	Rain	Storm
	Postcard home	Rainbow sticker	Marble in class jar	Praise and recognition	Warning/Reminder/Time out in class	Time out in another class	Pre-exit
							

Our therapeutic approach to Behaviour Management is designed to de-escalate situations when children find it difficult to regulate and manage their emotions. Pupils are also encouraged to engage in a suitable consequence, rather than a punishment, to help them learn from these moments.


How you can help!

Helping your child

- Ensure they are prepared for school each day and arrive on time
- Keep us informed
- Support with Home Learning by guiding your child and signing their homework logs.
- Come in and see us if you want to know more OR
- Come in and see us promptly if you have a question or concern

Helping the school

- Read Newsberries and respond to correspondence promptly
- Keep your contact details updated
- Volunteer in school
- Support the work of the PTA
- Consider standing as a Parent Governor



General Questions



Newberries Primary School



Useful Information and General Reminders

Communication

Good communication is important to us. Please help us by... reading Newsberries each week; responding promptly to requests; checking our website when we alert you to new content; signing up for School Gateway and keeping us up to date with your contact information.

Drop Of and Pick-up

The doors open at 8.50am. Infant children should be accompanied to the classroom door. Junior pupils may wait on the playground until the whistle is blown at 8.50am. Children should not arrive before 8.40am. Please make sure you collect KS1 pupils from their classrooms at the end of the day and that you have a clear plan in place if meeting a KS2 child.

Coming to School

Please make sure you follow the Newberries one-way system to help in times of heavy traffic. Considerate parking keeps our children safe.

School Office

The School office is open for visits between 8.50am -9.30am and 2.45pm-3.45pm . We are available at all times during the school day, by phone, for urgent request. Letters and money can be sent to school via your child or dropped into the box outside the office door. Payments can be paid using School Gateway.

Anti-Bullying Policy

We have a strong culture of anti-bullying within the school supported by ongoing work through PSHE lessons. If you are concerned that your child is developing a relationship which is concerning you please contact us at the earliest opportunity.

Absences

Please inform the school office on the first day of any absence and follow this up with a letter or email on their return. Absences for reasons other than religious observance, illness and appointments are strongly discouraged. Please contact the office if you have any queries.

Want to be more involved? Support the PTA, consider volunteering to help in school or as a Parent Governor. Please contact the school office if you are interested in volunteering.